













At Shelbourne Estates we build with every resident in mind, even the hedgehogs. We created special hedgehog highways so they could toddle about more safely.



 The Barnehurst	5 bedrooms	 The Northwood	5 bedrooms	 The Whitchurch	4 bedrooms
 The Beaconsfield	5 bedrooms	 The Oxhill	4 bedrooms	 The Wimborne	4 bedrooms
 The Harbury	4 bedrooms	 The Saunderton	5 bedrooms		
 The Hartwell	5 bedrooms	 The Sunningdale	5 bedrooms		

Details correct at time of going to print. This plan is not to scale. It is a two dimensional drawing and does not show land contours or gradients, boundary treatments, landscaping or Local Authority street lighting. Plots 7-12 are allocated for affordable housing. Highway details are subject to Local Authority approval. Shelbourne Estates reserve the right to change the layout of the development and housetypes without prior notice.